



## Event Information Pack

Thank you for joining us on our journey to the World Centres to celebrate World Thinking Day 2021. We have included in this pack everything you will need to help you plan your event.

### Contents:

- How the event will work
- Social Media
- Leader Specific Information
- Safety Reminders
- Event timings
- Activity Fillers
- World Centre Kit Lists
  - Our Chalet
  - Sangam
  - Kusafiri
  - Our Cabana
  - Pax Lodge
- Templates & Stories
- Word Searches

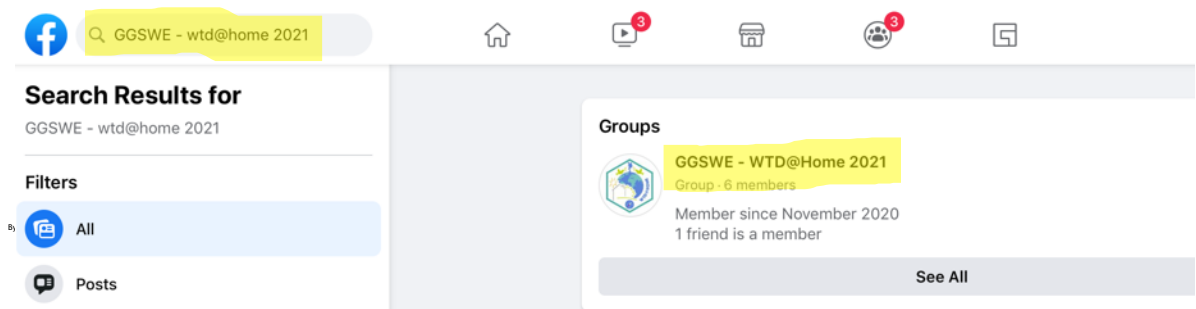
We appreciate that as you start to read this document it will appear very long. We have designed the information pack so that you only print the pages that are relevant to the activities you choose to take part in.

## How the event will work:

- Within this document you will find a selection of activities from each of the World Centres. We suggest that you choose a variety of different activities to make your own exclusive event for a few hours or the whole weekend. It will be a unique way to celebrate World Thinking Day this year whilst joining with other members from across our Region and beyond.
- You'll find a brief description of each activity including which Section it's aimed at, how long we think it might take and what you'll need to take part in the activity. As with all activities, you might finish some quicker than we've suggested, or some may take a bit longer. And of course, if you think your girls might enjoy an activity from another Section, they're more than welcome to try but younger girls may need additional support.
- You will receive an email approximately 1 hour before the suggested start time for each session with the instruction sheets and any video links you'll need. The instruction sheets and video links will also be posted on the closed Facebook page, again approximately 1 hour before the suggested start time.
- Any instruction sheets or video links are only for units and parents that have signed up and paid to attend the event. We ask that you please do not share these outside of your unit team, or with parents who have not registered their daughter to attend the event.
- On Monday 15<sup>th</sup> February, you will receive a test email to make sure you know what to look out for over the weekend. Please check your spam/junk folders and if you don't receive the email, please contact [Susie@ggswe.org.uk](mailto:Susie@ggswe.org.uk) . The email will include a link to a short YouTube video so you can test your setup if you need to.
- If you have questions over the weekend of the event, these can be posted on the closed Facebook group, or emailed to [international@ggswe.org.uk](mailto:international@ggswe.org.uk), and one of the volunteers will get back to you as quickly as we can.
- In addition to their event badge, all young Members will also receive a 'Chief Commissioner's badge' which are handed out by the Chief Commissioner and her Deputies at live events. Adults will only receive an event badge. All the badges will be sent out by post; please bear with us if we don't manage to get all these delivered ahead of the event. Any queries regarding badges can be sent to [shop@ggswe.org.uk](mailto:shop@ggswe.org.uk) .

## Social Media

- We would love to hear how you're getting on over the weekend so please do share this either in the Facebook group or on the other Region Social media channels below, using the hashtag: #WTDHOME
- **Twitter:** [@GirlguidingSWE](https://twitter.com/GirlguidingSWE)
- **Instagram:** [girlguidingswe](https://www.instagram.com/girlguidingswe)
- **Facebook Page:** [Girlguiding SWE](https://www.facebook.com/GirlguidingSWE)
- **Closed Facebook Group - GGSWE - WTD@Home 2021**
  - To access the closed Facebook group that has been created for the weekend: Search for GGSWE - WTD@Home 2021, click on join and enter the access code: WTD@HOME when asked.
  - We will post the instruction sheets and video links here. The Facebook group can also be used for any questions or queries you have.



## GDPR

- By registering for WTD@HOME you agree to receive emails from us for the duration of the event which are essential to your participation. You will have the option to unsubscribe from the mailings at any time, but it will not be possible for us to reverse this request until after the weekend. Leaders: Unsubscribing from the event emails will also unsubscribe you from future mailings from Region.

## Leader Specific Information

- With the mailing on Monday 15<sup>th</sup> February, you will receive a copy of the risk assessments for the activities.
- If you are running the event virtually, please remember you will need to complete a virtual meeting risk assessment.
- Each under 18 participant will need to complete a separate virtual meeting consent form specific for this event. You cannot use the same form that you use for your current meetings. Here's the link to the forms if you need it: <https://www.girlguiding.org.uk/what-we-do/adventures-at-home/online-guiding-and-virtual-unit-meetings/safe-online-guiding/>
- If you're not yet familiar with using Zoom or sharing screens and sounds, why not sign up for one of the Region's Zoom trainings, or check out this video from Girlguiding Scotland with some hints and tips: <https://www.girlguidingscotland.org.uk/about/news/zoom-training-vid/>

# A few safety reminders..

## Cooking Activities:

- Ensure everyone follows good hygiene practices eg: wash hands, tie long hair back, wear aprons, clean work surfaces etc
- Ensure girls have appropriate supervision for the activities
- Be aware of allergies within your group



## Craft Activities

- Ensure girls have appropriate supervision for the activities
- Ensure the work surface they are using is covered for the craft activities
- Be aware of any allergies within your group



## Games and Dance Activities

- Ensure girls have appropriate supervision for the activities
- Ensure they have enough clear space without obstacles to be able to move safely
- Ensure girls have appropriate clothing and footwear



# Event Timings

Day	Suggested start time	Activity	Delivery Method
Saturday 20 <sup>th</sup> February	10am	Opening Ceremony	YouTube video for all
Saturday 20 <sup>th</sup> February	11am	Our Chalet	See Individual Activities below
Saturday 20 <sup>th</sup> February	12pm	Sangam	See Individual Activities below
Saturday 20 <sup>th</sup> February	3pm	Kusafiri	See Individual Activities below
Saturday 20 <sup>th</sup> February	4pm	Our Cabana	See Individual Activities below
Saturday 20 <sup>th</sup> February	6pm	Campfire	YouTube video for all
Saturday 20 <sup>th</sup> February	8pm	Bedtime Stories	YouTube videos
Sunday 21 <sup>st</sup> February	Sunrise	Promise Renewal	YouTube video for all
Sunday 21 <sup>st</sup> February	8am	Rise & Shine	YouTube videos or catch up on yesterday's dance activities
Sunday 21 <sup>st</sup> February	9:30am	Pax Lodge	See Individual Activities below
Sunday 21 <sup>st</sup> February	11am	Closing Ceremony	YouTube video for all

- Opening Ceremony
  - Join Carole Pennington, Region Chief Commissioner, for our Official Opening Ceremony for the weekend, and hear about some of the places you'll be visiting on the way.
  
- International Campfire
  - Join in with some campfire favourites and hopefully learn some new songs as we're joined by Guiding friends from across the globe.
  - Maybe you can finish your campfire with s'mores and hot chocolate before your bedtime story.
  
- Bedtime Stories
  - The end of a long day first day will see a choice of stories for our younger members and for our older girls, an opportunity to hear about some International experiences.
  
- The advantage of a virtual sleepover - you can choose where to sleep
  - Will it be in Our Chalet
  - Camping at Sangam
  - Out on Safari in Africa
  - Under the stars at Our Cabana
  - Or will you just sleep in your own bed.
  
- Promise Renewal
  - Join with members across the Region and beyond as we all renew our Promise at Sunrise....
  
- Closing Ceremony
  - Goodbye at the end of our International journey.

# Activity Fillers

- Charades/Move Like:
  - Actions from the country you're visiting such as
    - Skiing in Switzerland
    - Move like an elephant in India or Africa
    - March like a Guard in London
- Scavenger Hunts:
  - Using the World Centre you are visiting
  - Using the country you're visiting
  - Colours of the flag of the country you're visiting
- Kim's Game via ppt
  - Have pictures of items typical to the country/World Centre you're visiting
- Higher/Lower Quiz
  - Distance between current and previous/next country?
  - Is the World Centre older/newer than the one you're at?
- Region Golden Anniversary Challenge
  - Learn how to say 'celebration' at each of the World Centres
  - Write down 5 things that make you feel happy
- Word searches included at the end of this pack
- Quiz's which you'll receive on the day





# Our Chalet Activities

To find out more about Our Chalet visit: <https://www.waggs.world/world-centres/our-chalet/about-our-chalet/history/>

Activity Name	What is it	Time	Delivery Method	Suitable for:
Decorate a Kuhglocke	Decorate your own paper cowbell	15 mins	Instruction Sheet	Rainbows, Brownies
Alpine Hats	Create your own hat	20 mins	Instruction Sheet	Rainbows, Brownies
Make your own Skiers	Will you be the next Olympian?	15 mins	Instruction Sheet	Rainbows, Brownies
Make a 3D Chalet	Create your own miniature version of Our Chalet	15 mins Rainbows 40 mins B,G,R	Instruction Sheet	All
Swiss Pancakes	Create this Swiss version of a traditional classic	15 mins prep + 10 mins cooking	Instruction Sheet	Brownies, Guides
Swiss Quiz	Who will be the winner on this quiz?	10 mins	Kahoot!	Guides & Rangers
Scherenschnitte	Swiss Paper Cutting	30 mins	Instruction sheet	Guides & Rangers
Butterzopf	Unleash your master baking skills to make the perfect Swiss breakfast loaf	20 mins + proving + baking	Instruction Sheet	Rangers
Swedish Kubb	Test your skills with this game which is popular in Switzerland	30 mins	Instruction Sheet	All

# Rainbow Activities



## Decorate a Kuhglocke (Swiss Cowbell)

You will need:

- Template
- Coloured pens/pencils/felt tips
- Any other decorations you may wish to use eg glitter
- Glue stick or cellotape
- Scissors

Approx Time: 15 mins

## Make a 3D Chalet

You will need:

- Template
- Coloured pens/pencils/felt tips
- Any other decorations you may wish to use eg glitter
- Glue stick or cellotape
- Scissors

Approx Time: 15 mins

## Alpine Hats

You will need:

- Elastic or ribbon or string (this needs to be long enough to go under your child's chin to hold their hat on their head)
- Glue stick or cellotape (normal or double sided)
- Hole punch (to attach string to hat)
- A4 coloured paper
- Feather
- Any other decorations you may wish to use e.g. glitter, coloured pens/pencils/felt tips

Approx Time: 20 mins

## Make your own Skiers

You will need:

- Template
- 2 pieces of A4 coloured card (3 sheets of A4 paper can be stuck together as an alternative)
- Scissors
- Ruler
- Glue stick
- 2 skewer sticks or similar eg straws or long pencils
- Coloured pens/pencils/felt tips

Approx Time: 15 mins

## Swedish Kubb

This game is best played with family members

You will need:

- A single bed sheet
- Coloured card or cardboard
- Cellotape

Approx Time: 30 mins

# Brownie Activities



## Decorate a Kuhglocke (Swiss Cowbell)

### You will need:

- Template
- Coloured pens/pencils/felt tips
- Any other decorations you may wish to use eg glitter, stickers
- Glue stick or cellotape
- Scissors

Approx Time: 15 mins

## Make a 3D Chalet

### You will need:

- Lolly sticks x 72
- PVA glue (glue pot & spreader)
- 1 piece of A4 card
- Pencil
- Ruler
- Scissors
- Decorations eg glitter, coloured pens/pencils/felt tips, stickers

Approx Time: 40 mins

## Alpine Hats

### You will need:

- Elastic or ribbon or string (this needs to be long enough to go under your child's chin to hold their hat on their head)
- Glue stick or cellotape (normal or double sided)
- Hole punch (to attach string to hat)
- A4 paper, coloured
- Feather
- Any other decorations you may wish to use eg glitter, coloured pens/pencils/felt tips, stickers

Approx Time: 20 mins

## Make your own Skiers

### You will need:

- Template
- 2 pieces of A4 coloured card (3 sheets of A4 paper can be stuck together as an alternative)
- Scissors
- Ruler
- Glue stick
- 2 skewer sticks or similar eg straws or long pencils
- Coloured pens/pencils/felt tips

Approx Time: 15 mins

# Brownie Activities



## Swiss Pancakes

You will need:

Equipment:

- 1 large bowl
- 1 small microwave-safe bowl or small saucepan to melt butter
- 1 spoon
- 1 fork
- Measuring jug
- Wire whisk
- 28cm frying pan (non-stick)
- Spatula

Ingredients:

- 4 eggs
- 475ml milk
- 100g plain flour
- 1 tablespoon of sugar
- 1 pinch of salt
- 20g of unsalted butter
- Butter for pan
- Any toppings you would like.
  - These are typically served sprinkled with sugar/cinnamon with an apple or pear sauce.
  - For a savoury version, add a choice of vegetables
  - Or experiment with your own creation

Prep: Approx 15 mins/Cook : Approx 10 mins  
Servings: 6-8

## Swedish Kubb

This game is best played with family members

You will need:

- A single bed sheet
- Coloured card or cardboard
- Cellotape

Approx Time: 30 mins

# Guide Activities



## Make a 3D Chalet

Girls will need another pair of hands

### You will need:

- Lolly sticks x 72
- PVA glue (glue pot & spreader)
- 1 piece of A4 card
- Pencil
- Ruler
- Scissors
- Decorations eg glitter, coloured pens/pencils/felt tips, stickers

Approx Time: 40 mins

## Swedish Kubb

This game is best played with family members

### You will need:

- A single bed sheet
- Coloured card or cardboard
- Cellotape

Approx Time: 30 mins

## Swiss Quiz

### You will need:

- Access to Kahoot!

Approx Time: 10 mins

## Scherenschnitte

### You will need:

- Paper
- Scissors
- Pen or Pencil

Approx Time: 30 mins

## Swiss Pancakes

### You will need:

#### Equipment:

- 1 large bowl
- 1 small microwave-safe bowl or small saucepan to melt butter
- 1 spoon
- 1 fork
- Measuring jug
- Wire whisk
- 28cm frying pan (non-stick)
- Spatula

#### Ingredients:

- 4 eggs
- 475ml milk
- 100g plain flour
- 1 tablespoon of sugar
- 1 pinch of salt
- 20g of unsalted butter
- Butter for pan
- Any toppings you would like.
  - These are typically served sprinkled with sugar/cinnamon with an apple or pear sauce.
  - For a savoury version, add a choice of vegetables
  - Or experiment with your own creation

Prep: Approx 15 mins/Cook : Approx 10 mins  
Servings: 6-8

# Ranger Activities



## Butterzopf

You will need:

Equipment:

- Small saucepan
- Small bowl
- Large bowl
- Damp cloth
- Baking tray lined with parchment paper
- Wire rack to cool bread

Ingredients

- 500g bread/strong flour plus extra for dusting
- $\frac{3}{4}$  tablespoon salt
- 8gm active dry yeast
- 1 teaspoon sugar
- 60g butter melted (vegetarian or vegan spread)
- 300ml milk (soya milk)
- 1 egg yolk mixed with 1 tablespoon of milk to brush over dough (or just use milk but your bread won't have the same colour)

Approx Time: 20 mins + proving & baking

## Swedish Kubb

This game is best played with family members

You will need:

- A single bed sheet
- Coloured card or cardboard
- Cellotape

Approx Time: 30 mins

## Make a 3D Chalet

You will need:

- Lolly sticks x 72
- PVA glue (glue pot & spreader)
- 1 piece of A4 card
- Pencil
- Ruler
- Scissors
- Decorations eg glitter, coloured pens/pencils/felt tips, stickers

Approx Time: 30 mins

## Scherenschnitte

You will need:

- Paper
- Scissors
- Pen or pencil

Approx Time: 30 mins

## Swiss Quiz

You will need:

- Access to Kahoot!

Approx Time: 10 mins


# Sangam Activities



To find out more about Sangam visit: <https://www.waggs.org/en/our-world/world-centres/sangam/about-sangam/sangam-history/>

Activity Name	What is it	Time	Delivery Method	Suitable for:
Rangoli	Create rangoli style patterns using pasta	25 mins	Instruction Sheet	Rainbows & Brownies
Henna Hand with Mhendi story	Decorate your hand	30 mins	Instruction Sheet	Rainbows & Brownies
Peacock	Create your own version of India's national bird	15 mins Rainbows 30 mins Brownies 25 mins for Guides	Instruction Sheet	Rainbows, Brownies, Guides
Traditional Games	Have a go at some outside games	30 - 45 mins	Instruction Sheet	Brownies & Guides
Garlands	A chance to bring celebrations to your house	15 mins Rainbows 30 mins Guides	Instruction Sheet	All
Bollywood Dancing	Test your dance skills	45 mins	YouTube	All
Warli Art	Have a go at story telling using the traditional Indian method of Warli Art	30 mins	Instruction Sheet	Guides & Rangers
Tea Tasting	Experience a variety of teas and decide your favourite	30 mins	Instruction Sheet	Rangers
Banana Chapatis	Taste this Indian staple	30 mins	Instruction Sheet	Rangers
Quiz	Test your Knowledge	10 mins	Instruction Sheet	All

# Rainbow Activities



## Garlands

### You will need:

- Popcorn - plain or coloured but not caramel
- Cotton thread 2metre length
- Large sewing needle

Approx Time: 15 mins

## Rangoli

### You will need:

- Uncooked pasta (different shapes or colours if possible)
- A Leader/grown up to read the story - see templates

Approx Time: 25 mins

## Bollywood Dancing

### You will need:

- Space to move around in
- Bare feet or non-slip trainers

Approx Time: 45 mins

## Henna Hand with Mhendi story

### You will need:

- Template or A4 paper
- Story - see templates
- Paper or photocopy of template
- Coloured pens/pencils/felt tips
- A Leader/grown up to read the story - see templates

Approx Time: 30 mins


## Peacock

### You will need:

- Blue, and yellow paint or blue paper
- Blue, green and yellow coloured pens/pencils/felt tips
- White paper
- Scissors if using blue paper
- Approx Time: 15 mins excluding paint drying time



# Brownie Activities



## Garlands

### You will need:

- Popcorn - plain or coloured but not caramel
- Cotton thread 2metre length
- Large sewing needle

Approx Time: 15 mins

## Rangoli

### You will need:

- Uncooked pasta (different shapes or colours if possible)
- A Leader/grown up to read the story - see templates

Approx Time: 25 mins

## Bollywood Dancing

### You will need:

- Space to move around in
- Bare feet or non-slip trainers

Approx Time: 45 mins

## Traditional Games - Gili Danda Game

This game is best played with family members

### You will need:

- A big stick - 1.2m
- A little stick - 20cm
- 2 stones the same size
- Tape measure
- An open space

## Henna Hand with Mhendi story

### You will need:

- Template or A4 paper
- Story - see templates
- Paper or photocopy of template
- Coloured pens/pencils/felt tips
- A Leader/grown up to read the story - see templates

Approx Time: 30 mins

## Peacock

### You will need:

- A4 blue paper
- A4 green paper
- Small piece of yellow paper
- Toilet roll
- Scissors
- Ruler
- Pencil
- Glue stick
- Googly eyes or black coloured pen/pencil/felt tip

Approx Time: 30 mins


## Traditional Games - Stapu Game

This game is best played with family members

### You will need:

- A stone
- Some chalk to mark a hopscotch grid

# Guide Activities



## Garlands

### You will need:

- A large sewing needle
- Thread - crochet cotton is ideal, 2m in length
- Coloured tissue paper
- Scissors
- A round tin or cup 5cm in diameter - the bigger the circle the easier the garland is to make
- Pencil

Approx Time: 30 mins

## Bollywood Dancing

### You will need:

- Space to move around in
- Bare feet or non-slip trainers

Approx Time: 45 mins

## Warli Art

### You will need:

- White paper
- Black or brown paper/card
- Pencil
- Chalk or white pencil

Approx Time: 30 mins

## Traditional Games - Stapu Game

This game is best played with family members

### You will need:

- A stone
- Some chalk to mark a hopscotch grid

## Peacock

### You will need:

- Green wool approx 4.5m
- Paper plate or semi-circle of white card
- Blue paper or card
- Blue paint
- Paint brush
- Glue stick
- Scissors
- Green coloured pen/pencil/felt tip or sequins
- 1 x yellow pipe cleaner or yellow paper
- 1 x blue pipe cleaner or blue paper
- Googly eyes or black coloured pen/pencil/felt tip
- Yellow paper
- Cellotape
- Template

Approx Time: 25 mins excluding paint drying


## Traditional Games - Gili Danda Game

This game is best played with family members

### You will need:

- A big stick - 1.2m
- A little stick - 20cm
- 2 stones the same size
- Tape measure
- An open space

# Ranger Activities



## Garlands

### You will need:

- A large sewing needle
- Thread - crochet cotton is ideal, 2m in length
- Coloured tissue paper
- Scissors
- A round tin or cup 5cm in diameter - the bigger the circle the easier the garland is to make
- Pencil

Approx Time: 30 mins

## Tea Tasting

### You will need:

- Selection of teas eg
  - Assam black tea
  - Darjeeling
  - White tea
  - Green tea
  - Chai
- Milk
- Tea strainer (for loose tea)
- Tea pots (for loose tea)
- Kettle
- Cups
- Labels/paper
- Pen/pencil
- Leaders may choose to deliver tea bags beforehand in labelled bags (ideally use random 3 digit numbers as codes)

Approx Time: 30 mins

## Bollywood Dancing

### You will need:

- Space to move around in
- Bare feet or non-slip trainers

Approx Time: 45 mins

## Warli Art

### You will need:

- White paper
- Black or brown paper/card
- Pencil
- Chalk or white pencil

Approx Time: 30 mins

## Banana chapatis

### You will need:

#### Equipment

- Mixing bowl
- Wooden spoon
- Spatula
- Cooker
- Plate

#### Ingredients:

- 500g plain flour
- 1 tsp baking powder
- 250g sugar
- 2 eggs
- 1 mashed banana
- At least 125ml Milk
- Butter for frying
- Optional: 125g dried fruit

Approx time: 30 mins



# Kusafiri Activities

To find out more about Kusafiri: <https://www.waggs.org/en/our-world/world-centres/kusafiri/about-kusafiri/>

Activity Name	What is it	Time	Delivery method	Suitable for:
Animal hand Outlines	Use your hands to create some wild animals	30 mins	Instruction Sheet	Rainbows, Brownies
Milk Bottle Elephants	Make and decorate your very own elephant	30 mins	Instruction Sheet	Rainbow, Rangers
Kente Weaving	Will your design get royal approval?	30 mins	Instruction Sheet	Brownies
Rain stick	Will you be able to summon the rain?	30 mins	Instruction Sheet	All
African Dance Workshop	Learn some new moves	45 mins	Video Link	All
Vanilla Biscuits	Enjoy baking African vanilla biscuits	45 mins	Instruction Sheet	Guides
Paper Beading	Upcycle your magazines to update your jewellery collection	45 mins	Instruction sheet	Guides Rangers
Quiz	Test your knowledge	10 mins	Instruction Sheet	All

# Rainbow Activities



## Animal Hand Outlines

### You will need:

- A4 paper
- Coloured pens/pencils/felt tips

Approx Time: 30 mins

## Milk Bottle Elephants

### You will need:

- A plastic milk bottle (any size will do, the smaller the bottle the smaller your elephant will be)
- Scissors
- Permanent marker
- A selection of these items:
- Option 1 - PVA glue, paint brush/glue spreader, small pieces of tissue paper
- Option 2 - Paint, paint brush, PVA glue (depending on the paint being used)
- Acrylic paint will be best, but other crafting paint eg poster paint can be mixed with PVA glue to cover the milk bottle better.
- Option 3 - A selection of different coloured permanent markers

Approx Time: 30 mins

## Rain Stick

### You will need:

- A cardboard tube (kitchen roll)/or a 'Pringles' tube
- Paper to cover your tube
- Small piece of card to cover the ends if using a cardboard tube
- Tinfoil
- Scissors
- Pencil
- A small handful of rice or dried beans
- Coloured pens/pencils/felt tips

Approx Time: 30 mins

## African Dance Workshop

### You will need:

- Space to move around in
- Bare feet or non-slip trainers

Approx Time: 45 mins

# Brownie Activities



## Animal Hand Outlines

### You will need:

- A4 paper
- Coloured pens/pencils/felt tips

Approx Time: 30 mins

## African Dance Workshop

### You will need:

- Space to move around in
- Bare feet or non-slip trainers

Approx Time: 45 mins

## Rain Stick

### You will need:

- A cardboard tube (kitchen roll)/or a 'Pringles' tube
- Paper to cover your tube
- Small piece of card to cover the ends if using a cardboard tube
- Tinfoil
- Scissors
- Pencil
- A small handful of rice or dried beans
- Coloured pens/pencils/felt tips

Approx Time: 30 mins

## Kente Weaving

### You will need:

- 4 sheets of A4 coloured paper or card in different colours
- Pencil
- Ruler
- Scissors
- Glue stick
- Black pen

Approx Time: 30 mins

# Guide Activities



## Vanilla Biscuits

You will need:

### Equipment

- A cup
- A teaspoon
- A large bowl
- A small bowl
- A wooden spoon
- A knife
- Rolling pin
- Greaseproof paper
- A baking tray
- Biscuit cutter
- Pastry brush
- Scales
- Apron
- Oven gloves

### Ingredients

- 2 cups of plain flour
- 125g butter
- 1 teaspoon of baking powder
- ½ cup of caster sugar
- ¼ teaspoon of vanilla extract or essence
- 1 egg
- Milk to glaze the biscuit
- 1 cup of icing sugar
- 1 teaspoon of lemon juice

Approx Time: 30 mins

## African Dance Workshop

You will need:

- Space to move around in
- Bare feet or non-slip trainers

Approx Time: 45 mins

## Paper Beading

You will need:

- Paper - old magazine pages, coloured art paper, wrapping paper
- Pencil
- Ruler
- Craft knife and mat or scissors for cutting out
- Metal skewer/barbeque stick or cocktail stick
- Glue stick
- Thread/string to put your beads on
- Optional: clear nail varnish

Approx Time: 45 mins

## Rain Stick

You will need:

- A cardboard tube (kitchen roll)/or a 'Pringles' tube
- Paper to cover your tube
- Small piece of card to cover the ends if using a cardboard tube
- Tinfoil
- Scissors
- Pencil
- A small handful of rice or dried beans
- Coloured pens/pencils/felt tips

Approx Time: 30 mins

# Ranger Activities



## Milk Bottle Elephants

### You will need:

- A plastic milk bottle (any size will do, the smaller the bottle the smaller your elephant will be)
- Scissors
- Permanent marker
- A selection of these items:
- Option 1 - PVA glue, paint brush/glue spreader, small pieces of tissue paper
- Option 2 - Paint, paint brush, PVA glue (depending on the paint being used)
- Acrylic paint will be best, but other crafting paint eg poster paint can be mixed with PVA glue to cover the milk bottle better.
- Option 3 - A selection of different coloured permanent markers

Approx Time: 30 mins

## Paper Beading

### You will need:

- Paper - old magazine pages, coloured art paper, wrapping paper
- Pencil
- Ruler
- Craft knife and mat or scissors for cutting out
- Metal skewer/barbeque stick or cocktail stick
- Glue stick
- Thread/string to put your beads on
- Optional: clear nail varnish

Approx Time: 45 mins

## African Dance Workshop

### You will need:

- Space to move around in
- Bare feet or non-slip trainers

Approx Time: 45 mins

## Rain Stick

### You will need:

- A cardboard tube (kitchen roll)/or a 'Pringles' tube
- Paper to cover your tube
- Small piece of card to cover the ends if using a cardboard tube
- Tinfoil
- Scissors
- Pencil
- A small handful of rice or dried beans
- Coloured pens/pencils/felt tips

Approx Time: 30 mins



# Our Cabana Activities



To find out more about Our Cabana: <https://www.waggs.org/en/our-world/world-centres/our-cabana/about-our-cabana/>

Activity Name	What is it	Time	Delivery Method	Suitable for:
Mexican Paper Dolls	Explore traditional costumes with this paper craft	30 mins	Instruction Sheet	Rainbows
Dia de los Muertos	Create your own paper skull	25 mins	Instruction Sheet	Rainbows & Brownies
Sombrero Hat Biscuits	Create your own edible hat	15 mins	Instruction Sheet	Rainbows & Brownies
Cactus Bunting	Don't get stung by this bunting	20 mins	Instruction Sheet	All
Pinata Cakes	Be careful when you break this open	20 mins	Instruction Sheet	Brownies
Mexican Godseyes	Try this traditional wool craft	Simple - 20 mins Harder - 60 mins?	Instruction Sheet	Guides, Rangers
Papel Picardo	Create a tea light in this traditional pattern	15 - 30 mins	Instruction Sheet	Guides & Rangers
Traditional Games	Try some typical Mexican games	Various	Instruction Sheet	All
Quiz	Test your knowledge	10 mins	Instruction Sheet	All

# Rainbow Activities



## Sombrero Hat Biscuits

You will need:

- Plain round biscuit
- Marshmallows/gumdrops/rolo or similar shaped sweet
- Water icing/melted chocolate
- Optional
  - 100s and 1000s sprinkles
  - Strawberry laces
  - Other mini sweets to decorate

Approx Time: 15 mins

## Cactus Bunting

You will need:

- Scissors
- A4 green paper (1 sheet makes 4 cactus)
- Pencil
- String
- Template No. 1

Approx Time: 20 mins

## Dia de los Muertos

You will need:

- Scissors
- Glue/glue stick
- Templates
- Coloured pens/pencils/felt tips
- Optional:
  - Coloured card/paper
  - Holepunch
  - String

Approx Time: 25 mins

## Mexican Paper Doll

You will need:

- Template or paper
- Colouring pens/pencils/felt tips
- Optional
  - Scissors
  - Glue stick

Approx Time: 30 mins

## Traditional Games - Mexican Kick Ball

This game is best played with family members

You will need:

- A ball

Approx Time: 15 mins

## Traditional Games - Bean Race

You will need:

- Dry pinto beans (or similar, must be bigger than the opening of a straw)
- Drinking straw (one per player)
- Drinking cup (one per player)

Approx Time: 10 mins

# Brownie Activities



## Pinata Cakes

### You will need:

- Cupcake/ fairy cake
- Small sweets
- Frostings butter cream icing
- Knife/ Spoon
- Optional
  - Piping bag

Approx Time: 20 mins

## Cactus Bunting

### You will need:

- Scissors
- A4 green paper (1 sheet makes 2 cactus)
- Pencil
- Template No. 2 & 3

Approx Time: 20 mins

## Dia de los Muertos

### You will need:

- Scissors
- Glue/glue stick
- Templates
- Coloured pens/pencils/felt tips
- Optional:
  - Coloured card/paper
  - Holepunch
  - String

Approx Time: 25 mins

## Sombrero Hat Biscuits

### You will need:

- Plain round biscuit
- Marshmallow/gumdrop/rolo or similar shaped sweet
- Water Icing/melted chocolate
- Optional
  - 100's & 1000's
  - Strawberry laces
  - Other mini sweets to decorate

Approx Time: 15 mins

## Traditional Games - Bean Race

### You will need:

- Dry pinto beans (or similar, must be bigger than the opening of a straw)
- Drinking straw (one per player)
- Drinking cup (one per player)

Approx Time: 10 mins

## Traditional Games - Mexican Kick Ball

This game is best played with family members

### You will need:

- A Ball

Approx Time: 15 mins

# Guide Activities



## Mexican Godseyes

### You will need:

- Coloured wool
- Four sticks
- Scissors

Approx Time: 20 mins easy/ 1 hour complex

## Cactus Bunting

### You will need:

- Scissors
- A4 green paper (1 sheet makes 1 cactus)
- Pencil
- String
- Template No. 1 & 4

Approx Time: 30 mins

## Papel Picardo

### You will need:

- Tissue paper
- Scissors
- Pencil
- Glass jar or tile
- PVA Glue
- Nightlight if using glass jar

Approx Time: 30 mins + Drying time

## Traditional Games - Mexican Kick Ball

This game is best played with family members

### You will need:

- A Ball

Approx Time: 15 mins

## Traditional Games - Bean Race

### You will need:

- Dry pinto beans (or similar, must be bigger than the opening of a straw)
- Drinking straw (one per player)
- Drinking cup (one per player)

Approx Time: 10 mins

# Ranger Activities



## Mexican Godseyes

### You will need:

- Coloured wool
- Four sticks
- Scissors

Approx Time: 20 mins easy/1 hour complex

## Cactus Bunting

### You will need:

- Scissors
- A4 green paper (1 sheet makes 1 cactus)
- Pencil
- String
- Template No. 1 & 4

Approx Time: 30 mins

## Traditional Games - Bean Race

### You will need:

- Dry pinto beans (or similar, must be bigger than the opening of a straw)
- Drinking straw (one per player)
- Drinking cup (one per player)

Approx Time: 10 mins

## Papel Picardo

### You will need:

- Tissue paper
- Scissors
- Pencil
- Glass jar or tile
- PVA glue
- Nightlight if using glass jar

Approx Time: 30 mins + Drying time

## Traditional Games - Mexican Kick Ball

This game is best played with family members

### You will need:

- A Ball

Approx Time: 15 mins

# Pax Lodge Activities



To find out more about Pax Lodge: <https://www.waggs.org/en/our-world/world-centres/pax-lodge/about-pax-lodge/pax-history/>

Activity Name	What is it	Time	Delivery Method	Suitable for:
Build a London Underground	Craft a tube train to transport the people of London around on!	30 mins	Instruction Sheet	Rainbows
Guardisman Bookmark	Are you ready to be on guard with this craft?	15 mins	Instruction Sheet	Rainbows & Brownies
Quiz	Test your Cockney rhyming slang	15 mins	Powerpoint	Rainbow & Brownies
Afternoon Tea	Enjoy your version of this English Classic	Flexible	Instruction Sheet	All
Build Tower Bridge	London is full of bridges, test your architectural skills with this building challenge!	20 mins	Instruction Sheet	All
Peace Doves	Take part in this popular Pax Lodge paper activity	20 mins	Instruction Sheet	Brownies, Guides, Rangers
Felt Guardsman	Are you ready to be on guard with this craft?	45 mins	Instruction Sheet	Guides
Felt Underground Logo	Make your own underground sign	45 mins	Instruction Sheet	Guides
Monopoly Board	Create your own version of this family favorite	45 mins	Instruction Sheet	Guides & Rangers
London Eye	Recreate one of London's most iconic landmarks with this embroidery piece	1 hour	Instruction Sheet	Rangers
Quiz	Test your Knowledge	10 mins	Instruction Sheet	Guides & Rangers

# Rainbow Activities



## Afternoon Tea

You will need:

- Some food usually:
  - Scones with jam & cream
  - Sandwiches with the crusts removed. Fillings such as cucumber, salmon, cheese
  - A selection of mini cakes or cupcakes
- A pot of tea
- Optional:
  - Best china, serviettes, teddies etc

Approx Time: Flexible, depending if you want to make food together or just eat together

## Guardsman Bookmark

You will need:

- Lolly stick or stiff card, template and scissors
- Colouring pens/pencils/felt tips
- Optional:
  - Wobbly eyes
  - Small black pom pom or cotton wool ball coloured black
  - Glue stick or PVA

Approx Time: 15 mins

## Build Tower Bridge

You will need:

- Dried Spaghetti
- Marshmallows

Approx Time: 20 mins

## Build a London Underground

You will need:

- Empty toilet rolls
- Card
- Colouring pens/pencils/felt tips
- Scissors
- Glue Stick or PVA
- String

Approx Time: 30 mins

## Quiz

You will need:

- Access to share a PowerPoint presentation

Approx Time: 15 mins

# Brownie Activities



## Afternoon Tea

You will need:

- Some food usually:
  - Scones with jam & cream
  - Sandwiches with the crusts removed. Fillings such as cucumber, salmon, cheese
  - A selection of mini cakes or cupcakes
- A pot of tea
- Optional:
  - Best china, serviettes, teddies etc

Approx Time: Flexible, depending if you want to make food together or just eat together

## Guardsman Bookmark

You will need:

- Lolly stick or stiff card, template and scissors
- Colouring pens/pencils/felt tips
- Optional:
  - Wobbly eyes
  - Small black pom pom or cotton wool ball coloured black
  - Glue stick or PVA

Approx Time: 15 mins

## Build Tower Bridge

You will need:

- Dried Spaghetti
- Marshmallows

Approx Time: 20 mins

## Peace Doves

You will need:

- Wrapping paper (1m x 10cm)
- Ruler
- Template
- Scissors
- Pencil
- String
- Hole punch

Approx Time: 20 mins

## Quiz

You will need:

- Access to share a PowerPoint presentation

Approx Time: 15 mins



# Guide Activities



## Afternoon Tea

### You will need:

- Some food usually:
  - Scones with jam & cream
  - Sandwiches with the crusts removed. Fillings such as cucumber, salmon, cheese
  - A selection of mini cakes or cupcakes
- A pot of tea
- Optional:
  - Best china, serviettes, teddies etc

Approx Time: Flexible, depending if you want to make food together or just eat together

## Peace Doves

### You will need:

- Wrapping paper (1m x 10cm)
- Ruler
- Template
- Scissors
- Pencil
- String
- Hole punch

Approx Time: 20 mins

## Build Tower Bridge

### You will need:

- Dried spaghetti
- Marshmallows

Approx Time: 20 mins

## Felt Guardsman

### You will need:

- Black, red & white felt
- Needle
- Black, red & white thread approx. 3 metres of each
- Small quantity of stuffing or cotton wool
- Thin ribbon/wool approx. 10-12 cms
- Scissors
- Pins
- Template

Approx Time: 45 mins

## Felt Underground Logo

### You will need:

- Red , white & blue Felt
- Red, white & blue thread approx.3 metres of each
- Needle
- Small quantity of stuffing or cotton wool
- Thin ribbon/wool approx. 10 -12 cms
- Scissors
- Pins
- Template

Approx Time: 30 minutes

## Monopoly Board

### You will need:

- A4 paper or card (at least 10 sheets)
- Template
- Colouring pens/pencils/felt tips
- Scissors
- A ruler

Approx time: 45 mins

# Ranger Activities



## Afternoon Tea

### You will need:

- Some food usually:
  - Scones with jam & cream
  - Sandwiches with the crusts removed. Fillings such as cucumber, salmon, cheese
  - A selection of mini cakes or cupcakes
- A pot of tea
- Optional:
  - Best China, serviettes, teddies etc

Approx Time: Flexible, depending if you want to make food together or just eat together

## London Eye

- You will need:
- An embroidery needle
- A piece of plain fabric (any colour but white or black) no bigger than  $\frac{1}{4}$  metre
- White embroidery thread
- Dark blue embroidery thread
- Pencil
- White button
- Scissors

Approx Time: 1 hour

## Build Tower Bridge

### You will need:

- Dried spaghetti
- Marshmallows

Approx Time: 20 mins

## Peace Doves

### You will need:

- Wrapping paper (1m x 10cm)
- Ruler
- Template
- Scissors
- Pencil
- String
- Hole punch

Approx Time: 20 mins


## Monopoly Board

### You will need:



- A4 paper or card (at least 10 sheets)
- Template
- Colouring pens/pencils/felt tips
- Scissors
- A ruler

Approx time: 45 mins

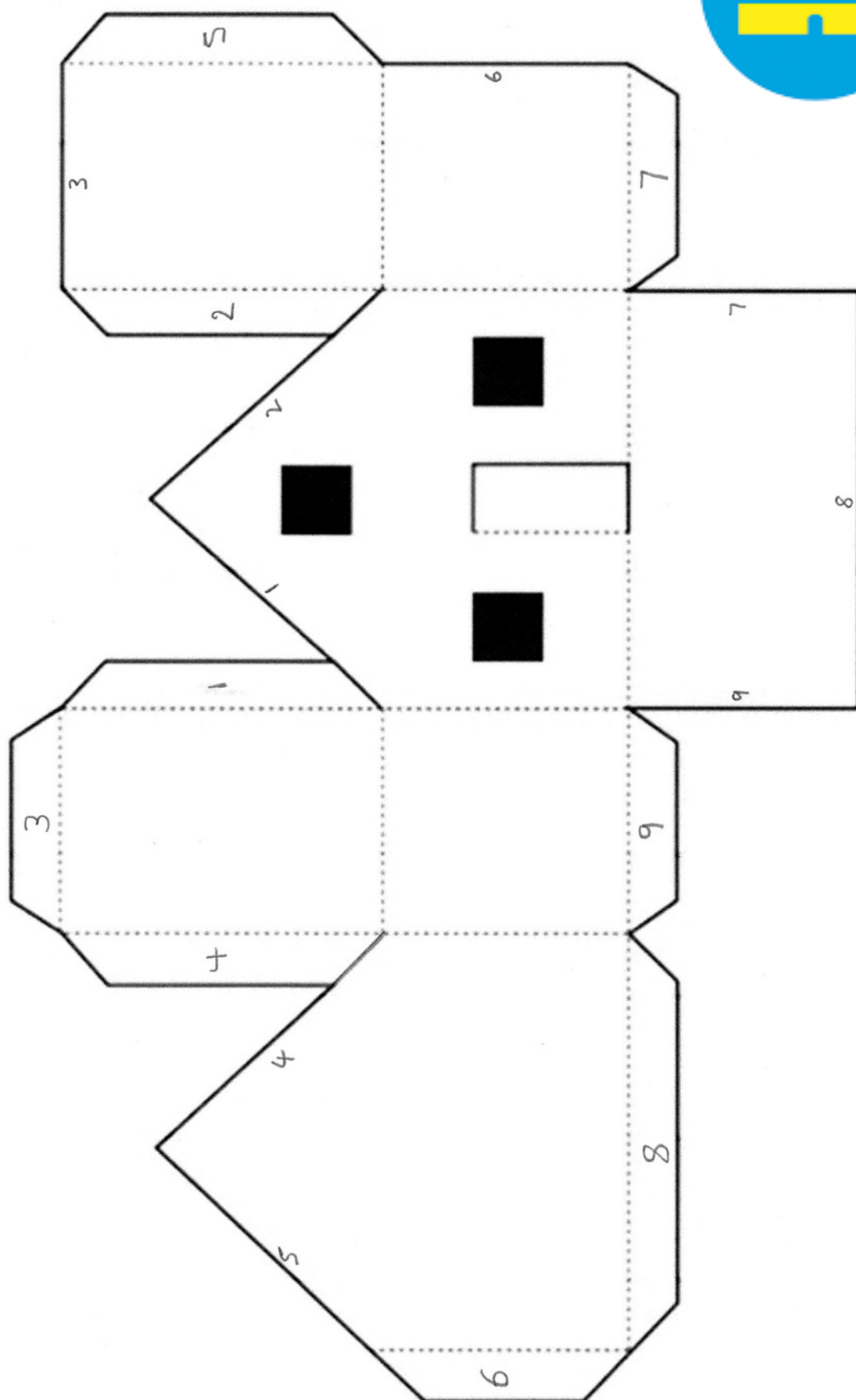
Decorate a Kuhglocke (Swiss Cowbell)



# Decorate a Kuhglocke (Swiss Cowbell)




# Make a 3D Chalet - Rainbows



Skiers

Head





Body

Skis




Ski poles

Arms



## Rangoli story



(Why the Lotus grows only in water...)

Goddess Laxmi loved lotus flowers. She always stood on a Lotus flower because it felt so soft beneath her tender feet. The pollen made her feet look golden yellow. She also held a Lotus in each hand.

Mothers who wanted to worship Lakshmi sent their children to bring lotus flowers. At the time lotus plants grew on land so it was easy for them to be picked. The poor plants had no peace as there was always someone picking flowers for the goddess.

When the poor lotus plants could stand it no longer, they went to see Goddess Laxmi and wept - "You used to love us, but you don't any longer. All day long our flowers are being picked to worship you, we don't mind giving a few flowers but so many are taken each day, then it will be harder to pick us."


"You silly plants," said the goddess, smiling. "If I give you thorns how can I hold you in my hands?"

"Then give us bad smell," begged the lotus plants.

"How can I stand on a lotus flower?" asked the Goddess, "My feet will smell bad." She thought for a moment and then said "Of course! From now on you will only grow in water, then it will be harder to pick you."

The lotus plants went away happily and began to grow in ponds and temple tanks. Children could no longer pick so many flowers. Sometimes they could only pick one or two that blossomed near the temple tanks, so their mothers began to draw lotus designs with rice flour in front of the picture of the Goddess Laxmi and in the courtyards of their homes.

One mother drew a design like this...



The children loved to see the different designs in rice flour every day. Goddess Laxmi was also pleased, and the lotus plants were very happy and lived peacefully in the water as they still do today.

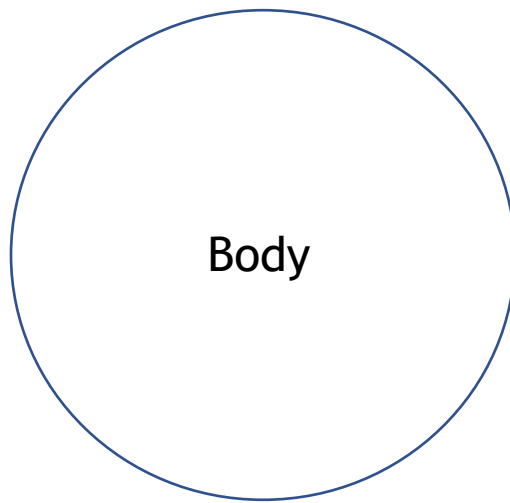
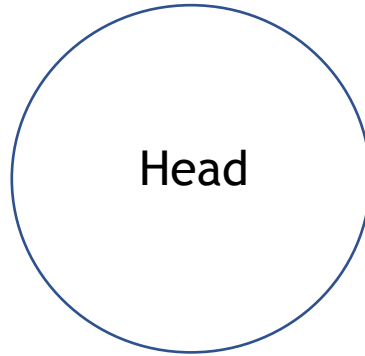

The designs that the mothers made are called rangoli patterns.

During the Hindu festival of Diwali, Rangoli patterns are drawn on the floor to decorate their homes.






# Peacock - Guides



# Henna hand with Mhandi story



## Mehendi Tree

How the Mehendi Tree got its coloured sap...

Rekha was a beautiful little girl who grew up in the garden of Brindavan on the banks of the Jamuna river. Every morning at dawn she went to the garden and picked flowers. Ushas, the Goddess of Dawn, looked after her and loved her.

All the trees and plants loved her too and gave her their best flowers. Rekha would sit in the shade of a small Mehendi bush by the river, weaving the flowers into garlands and watching the Jamuna flowing past. This little Mehendi bush loved her the most.

Rekha soon grew up and the day came when she was to be married. All the trees and plants who loved her gave her lovely, scented flowers to adorn her beautiful hair, but the little Mehendi bush who loved her the most was very sad. The little bush spoke to Ushas, saying “Dear Goddess, my flowers are so small, they are not pretty, or scented. I have nothing to give my beloved Rekha on her wedding day.”



Ushas smiled at the little bush, “I knew this day would come,” she said, “I have been waiting for it. All these years, I have been sending the colour of my complexion into your leaves and stem. Ask Rekha to pick your leaves and grind them into paste. Then let her draw designs on her hands with the paste and let the juice soak for a few hours. When she washes off the paste, my colour will be left on her hands.”

The Mehendi bush told Rekha to do as the Goddess and suggested and when at last she washed her hands in the river, the tree looked anxiously.

The design was as orange as the dawn. Rekha hugged the little Mehendi bush and ran away.

To this day, brides all over India have their hands decorated with juice of the little Mehendi bush.



# Henna hand with Mhandi story



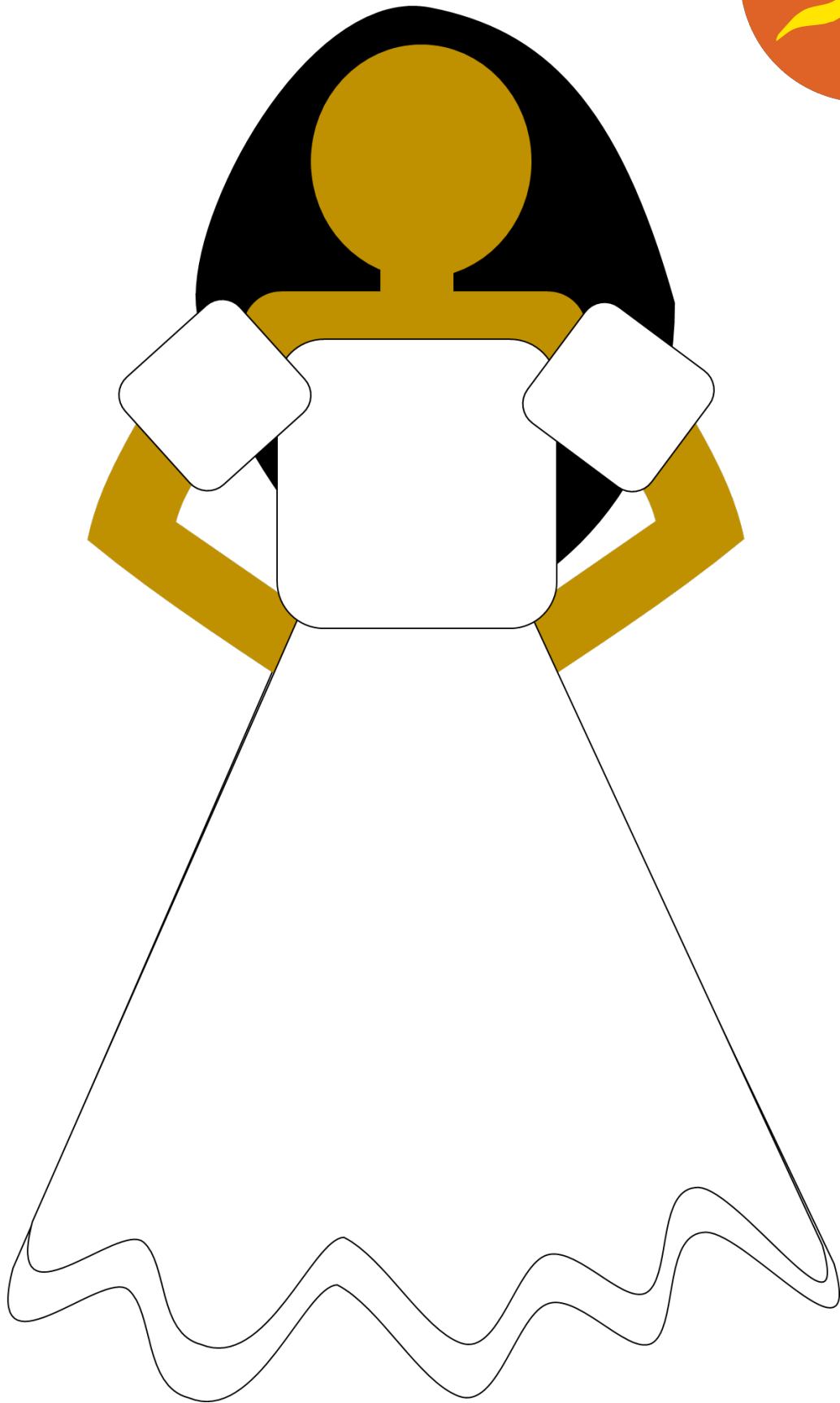
# Dia de los muertos




Dia de los muertos



# Mexican Paper Dolls



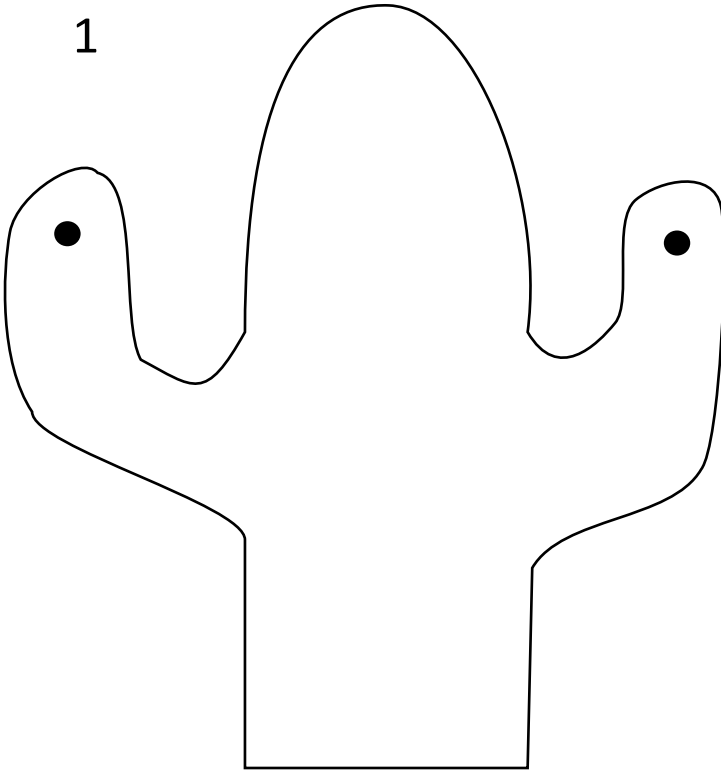
# Mexican Paper Dolls



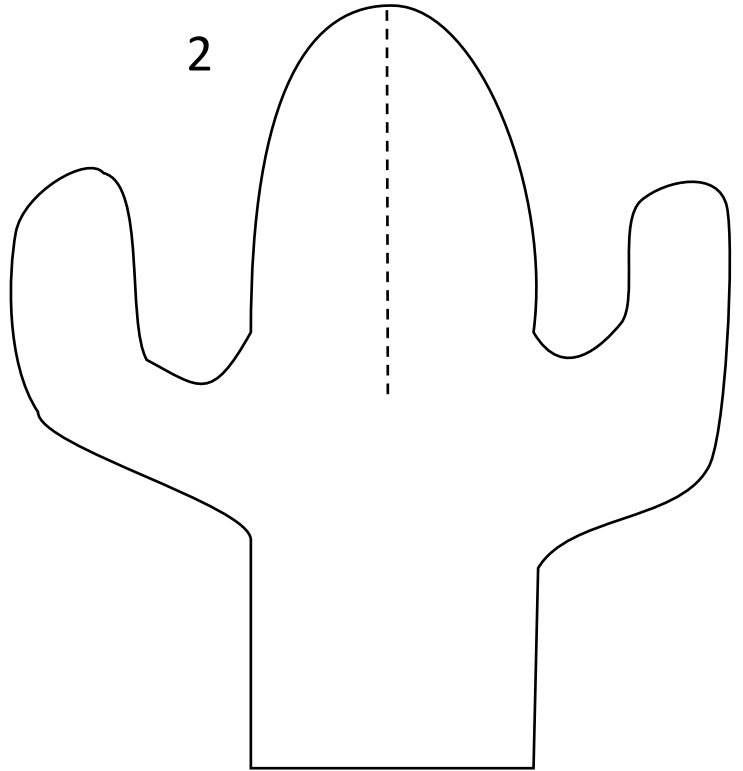
# Cactus Bunting



1



2

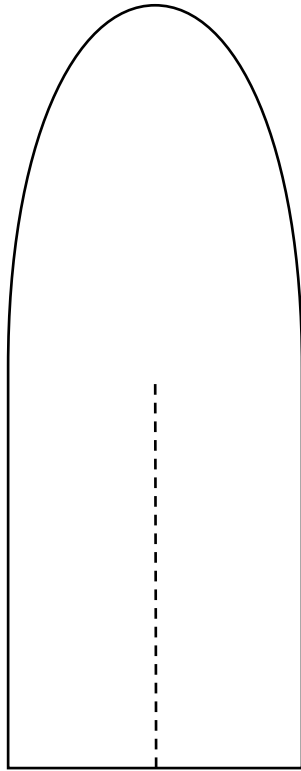




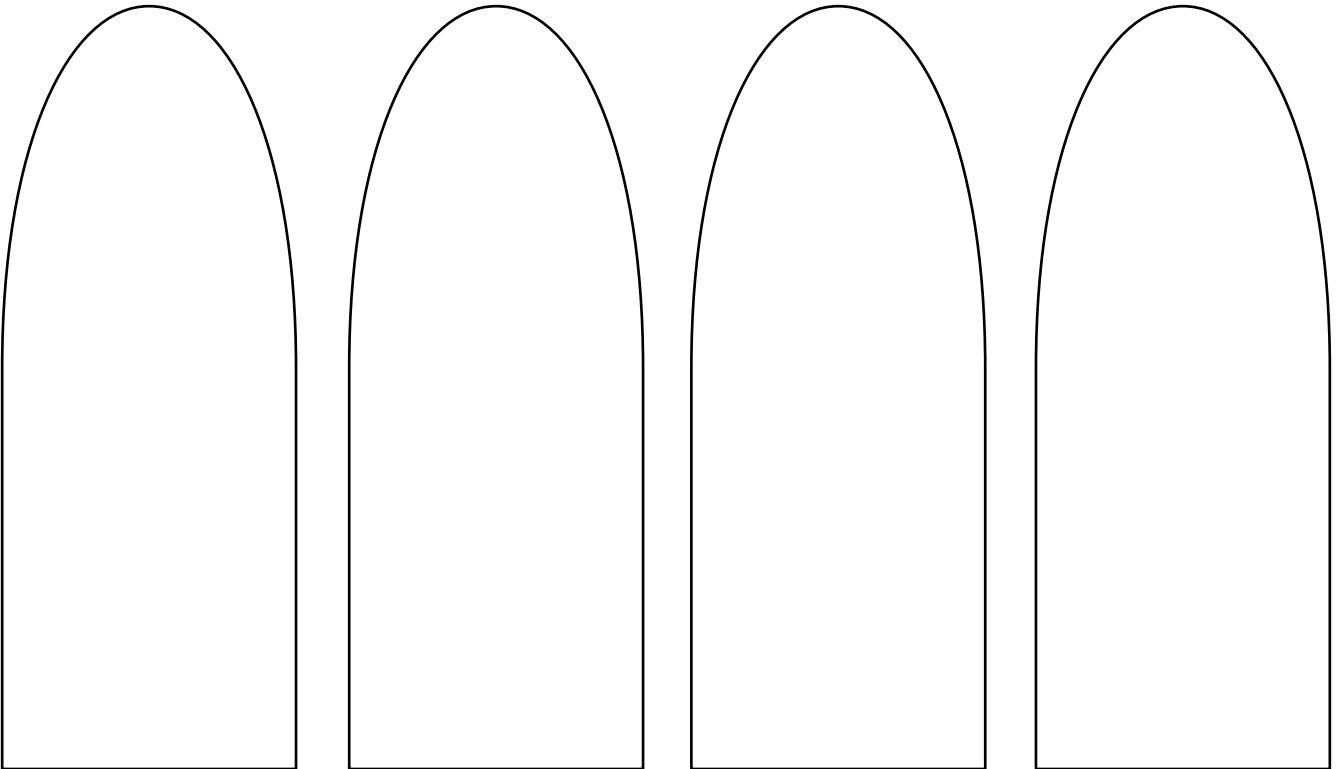
# Cactus Bunting



3

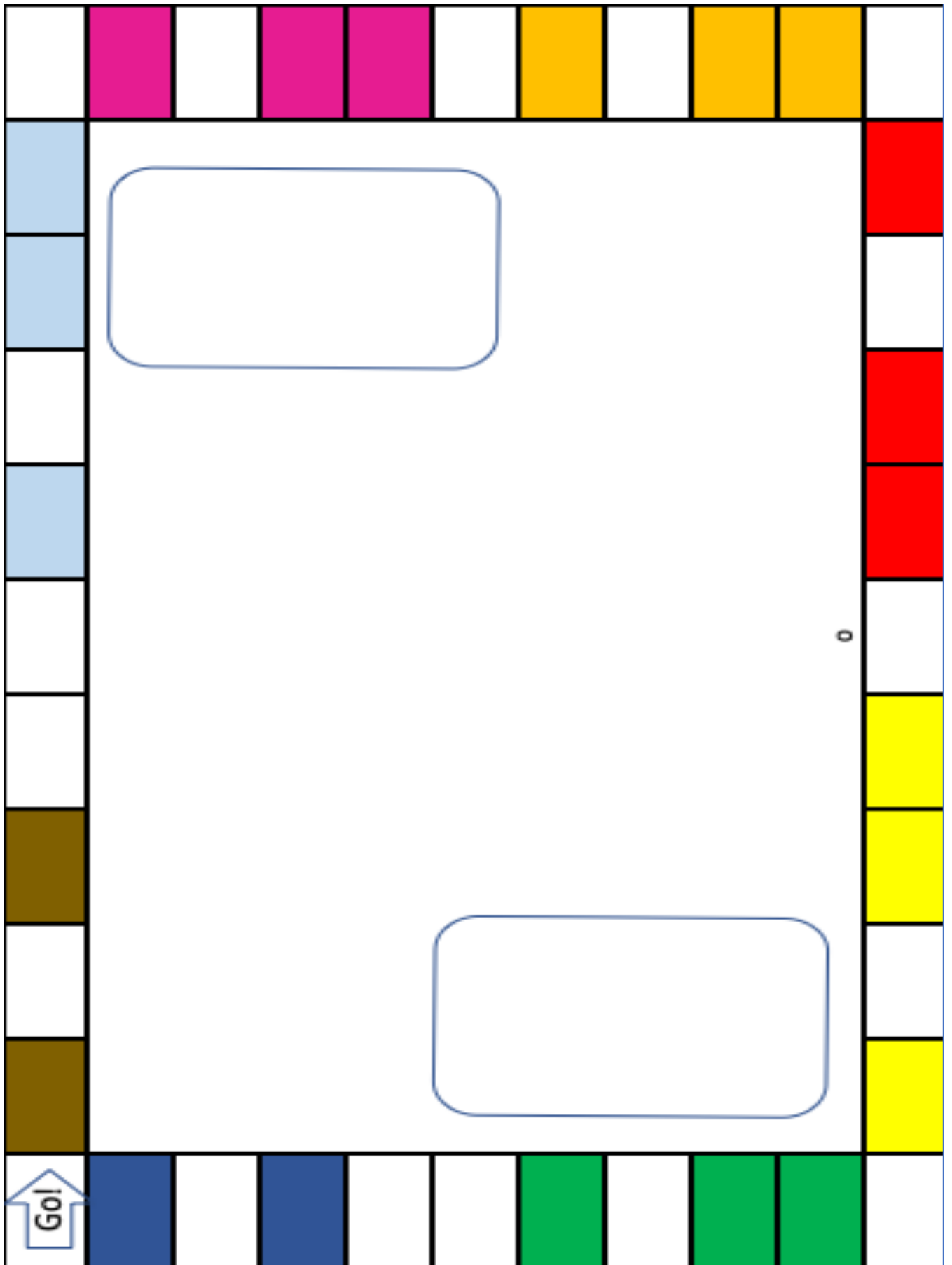


4

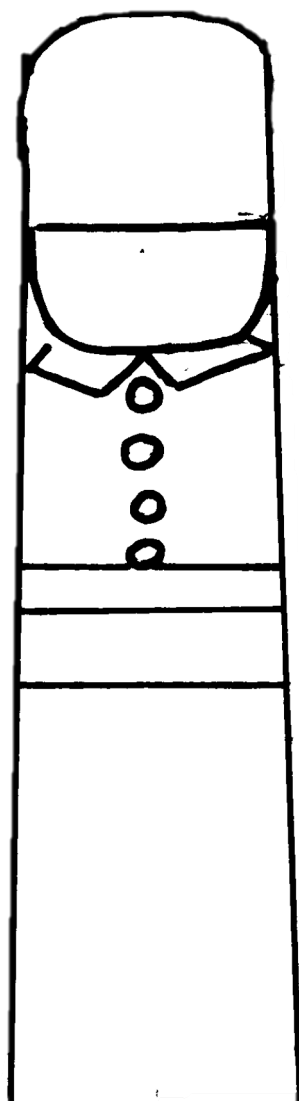




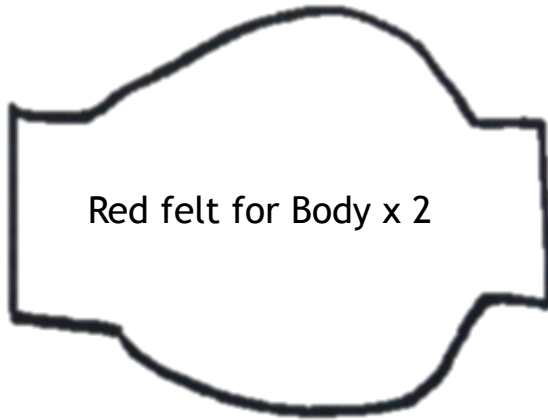
# Monopoly Board



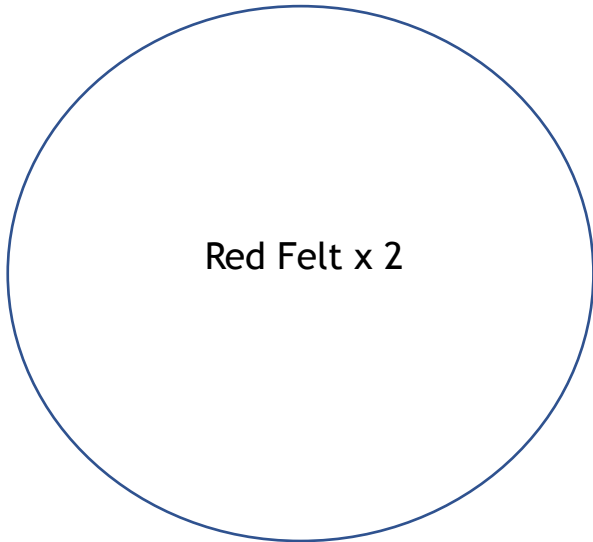
# Guardsman Bookmark



# Felt Guardsman



# Felt Underground Logo



# Peace Doves




# Swiss Wordsearch



C	A	I	D	A	D	E	L	B	O	D	E	N	S
H	E	T	G	N	I	I	K	S	N	O	W	D	S
O	C	N	N	I	A	T	N	U	O	M	Z	A	E
C	O	S	O	C	L	O	C	K	N	Y	N	E	K
O	W	Z	T	W	Y	O	D	E	L	I	N	G	A
L	B	E	Z	U	R	I	C	H	C	L	O	C	L
A	E	S	E	E	H	C	A	N	S	A	O	A	G
T	L	R	D	T	E	L	A	H	C	R	U	O	H
E	L	P	E	W	F	O	N	D	U	E	L	A	I
O	S	R	S	C	V	E	O	C	S	N	L	N	K
W	O	O	D	C	A	R	V	E	R	S	O	E	I
A	S	F	A	L	P	H	O	R	N	C	I	E	N
A	F	B	E	R	N	K	I	C	E	E	G	O	G
C	R	N	N	A	S	R	A	I	L	W	A	Y	S

FONDUE  
COWBELLS  
OUR CHALET  
CLOCK  
ZURICH  
CHEESE  
BERN  
SNOW  
ALPHORN  
HIKING  
RAILWAYS  
LAKES  
SKIING  
YODELING  
ALPS  
WOODCARVERS  
MOUNTAIN  
CHOCOLATE  
ADELBODEN

# Indian Wordsearch



L	P	E	A	C	O	C	K	A	I	E	T	P	N
E	T	T	G	A	R	L	A	N	D	S	T	N	S
H	T	E	T	P	E	G	M	T	I	L	R	A	W
A	A	A	M	R	S	T	A	P	O	O	A	N	L
E	J	D	O	P	I	N	A	S	A	N	G	A	M
T	M	N	O	N	L	S	P	E	A	N	N	E	H
R	A	A	I	O	T	E	N	I	C	D	A	D	S
I	H	D	L	O	D	O	O	W	Y	L	L	O	B
C	A	I	O	S	O	O	O	I	N	D	I	A	A
K	L	L	G	N	R	C	H	A	P	A	T	I	L
S	N	L	N	O	P	D	H	L	N	T	L	C	H
H	N	I	A	M	U	O	M	A	N	G	O	O	A
A	O	G	R	C	N	A	L	I	A	D	I	A	D
W	W	G	A	R	E	W	O	T	R	E	T	A	W

CHAPATI  
SANGAM  
RANGOLI  
DAHL  
GARLANDS  
TAJ MAHAL  
TEMPLE  
INDIA  
WATER TOWER  
STAPOO  
WARLI  
TEA  
MONSOON  
PUNE  
HENNA  
PEACOCK  
GILLI DANDA  
BOLLYWOOD  
MANGO  
RICKSHAW



# African Wordsearch



R	B	A	E	L	I	D	O	C	O	R	C	Y	R
Z	A	T	R	M	E	E	R	K	A	T	E	D	L
E	O	H	L	O	N	G	I	R	A	F	F	E	L
B	I	E	P	T	A	N	R	H	I	N	O	T	N
R	O	P	O	A	L	L	I	R	O	G	E	E	M
A	I	B	L	E	O	P	A	R	D	R	L	R	N
H	A	G	A	Z	E	L	L	E	I	L	E	O	B
G	D	L	H	P	O	O	G	R	O	A	P	O	A
L	G	E	A	T	O	T	D	R	L	L	H	A	B
R	O	O	N	N	B	T	L	M	G	I	A	K	O
O	E	E	E	O	A	E	B	O	D	O	N	Z	O
O	B	B	Y	D	P	R	E	Z	E	N	T	O	N
E	E	A	H	O	R	L	O	H	M	F	C	N	S
R	H	A	E	A	E	Z	O	G	Y	E	I	B	O

MEERKAT  
GORILLA  
RHINO  
BABOONS  
OTTER  
GIRAFFE  
LEOPARD  
ZEBRA  
LION  
CROCODILE  
HIPPO  
HYENA  
ELEPHANT  
GAZELLE

# African Wordsearch



M	L	N	O	T	N	A	H	P	E	L	E	R	B
Q	C	H	E	E	T	A	H	O	A	T	O	P	I
U	K	A	C	A	V	R	O	M	A	S	T	Y	X
E	R	N	N	A	M	A	G	P	I	E	W	R	A
L	A	S	O	G	L	R	I	A	A	P	I	H	O
E	V	A	O	N	M	B	R	I	Z	R	L	I	P
A	D	B	B	A	L	E	A	I	J	C	D	N	O
Q	R	L	A	V	O	Z	F	T	A	I	E	O	R
U	A	E	B	M	V	R	F	P	C	N	B	S	C
E	A	B	I	L	X	I	E	R	K	Y	E	U	U
L	A	U	U	N	O	I	L	P	A	A	E	R	P
E	F	L	I	M	P	A	L	A	L	L	S	E	I
A	T	L	A	E	A	A	G	B	L	A	T	X	N
S	H	I	P	P	O	E	O	T	T	E	R	S	E

SABLE BULL  
JACKAL  
ELEPHANT  
MAGPIE  
LION  
QUELEA QUELEA  
WILDEBEEST  
VANGA  
CHEETAH  
NYALA  
GIRAFFE  
RHINO  
IMPALA  
OTTER  
PORCUPINE  
VROMASTYX  
TOPI  
BABOON  
AARDVARK  
XERUS  
HIPPO  
ZEBRA

# Mexican Wordsearch



A	B	C	S	P	A	N	I	S	H	C	X	R	A
E	L	I	O	H	O	U	R	C	A	B	A	N	A
E	I	R	T	U	O	S	P	M	E	X	I	C	O
P	A	P	E	L	P	I	C	A	R	D	O	O	L
A	S	R	E	W	O	L	F	N	U	S	C	R	E
C	P	T	C	A	C	T	U	S	P	V	A	A	L
A	A	R	A	U	S	O	M	B	R	E	R	O	G
V	I	C	A	T	A	N	I	P	E	A	N	S	A
A	P	M	I	A	A	C	A	C	F	O	A	E	E
N	P	E	S	U	O	H	T	F	A	R	C	L	A
R	E	O	P	A	G	A	C	O	J	J	F	T	A
E	S	A	L	S	A	I	U	G	I	U	B	R	P
U	D	U	R	I	U	O	A	E	T	S	L	U	R
C	A	S	E	L	O	M	A	C	A	U	G	T	E

SOMBRERO  
PAPEL PICARDO  
FAJITA  
PINATA  
CUERNAVACA  
MEXICO  
SUNFLOWERS  
GUACAMOLE  
OUR CABANA  
CACTUS  
SPANISH  
CRAFT HOUSE  
GUIAS  
SALSA  
TURTLES  
EAGLE

# UK Wordsearch



G	I	R	L	G	U	I	D	I	N	G	R	T	I
R	E	R	T	O	W	E	R	B	R	I	D	G	E
R	A	I	N	B	O	W	S	S	G	P	G	A	B
S	E	V	O	D	L	E	E	E	E	U	N	F	R
S	C	O	T	L	A	N	D	S	G	N	P	T	O
N	O	G	E	O	N	G	R	L	U	D	A	E	W
A	O	S	E	V	B	T	O	R	A	E	R	R	N
L	E	N	G	L	A	N	D	A	R	R	L	N	I
A	R	A	A	N	G	N	R	N	D	G	I	O	E
A	O	U	N	O	N	O	T	G	S	R	A	O	S
R	L	O	N	D	O	N	C	E	M	O	M	N	W
P	A	X	L	O	D	G	E	R	A	U	E	T	W
W	A	L	E	S	P	G	R	S	N	N	N	E	N
E	O	E	B	S	E	D	I	U	G	D	T	A	N

GIRLGUIDING  
GUARDSMAN  
RAINBOWS  
LONDON  
UNDERGROUND  
AFTERNOON TEA  
DOVES  
ENGLAND  
PAX LODGE  
TOWER BRIDGE  
RANGERS  
PARLIAMENT  
GUIDES  
WALES  
SCOTLAND  
BROWNIES